


AUTOMATIC REFUELLING NOZZLES



ZVA SLIMLINE



ZVA25

ZVA Slimline. Specification

Type. Automatic 3/4" refuelling trigger nozzle.

Operation. Automatic venturi type high level cut off (patented), fitted with latched lever, and internal check valve.

Flow Rate. Up to 50 Litres/Minute.

Working Pressure. 0.5 to 4 Bar.

Materials Of Construction. Aluminium body and guard, Stainless Steel inlet swivel, Stainless Steel, Brass and Acetal internals, Nitrile/Vulkollan seals, oil resistant PVC scuff guard.

Inlet Connection. Swivel type, threaded 1" BSPP female.

Nett Weight. Approx. 1.1 Kg with spout fitted.

Accessories (to be ordered separately).

Bonding cable and clip, 1.2m or 2.0 metres long. Inlet sight glass and Stainless Steel 100 mesh strainer.

Approvals. Meets the safety and Weights and Measures requirements of all European and most international markets, as well as TRbF 513, German approval 08/PTB Nr. III B/S 1080.

Operation. Automatic venturi type high level cut off (patented), fitted with latched lever, and internal check valve.

Flow Rate. Up to 140 Litres/Minute.

Working Pressure. 0.5 to 3.5 Bar.

Materials Of Construction. Aluminium body and guard, Brass inlet swivel, Stainless Steel, Brass and Acetal internals, Nitrile/Vulkollan seals, oil resistant PVC scuff guard.

Inlet Connection. Swivel type, threaded 1" BSPP female.

Nett Weight. Approx. 1.5 Kg with spout fitted.

Accessories (to be ordered separately).

Bonding cable and clip, 1.2m or 2.0 metres long. Inlet sight glass and Stainless Steel 100 mesh strainer.

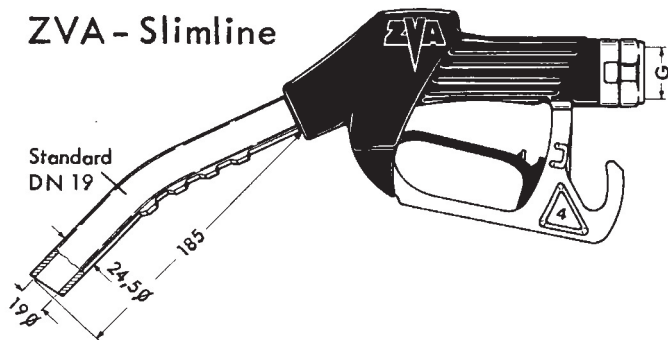
Dust cap and spring loaded keep chain.

Approvals. Meets the safety and Weights and Measures requirements of all European and most international markets, as well as TRbF 513, German approval 08/PTB Nr. III B/S 1080.

ZVA25. Specification.

Type. Automatic 1" refuelling trigger nozzle.

ZVA - Slimline



ZVA Slimline. How To Order.

Quote part number 160ZVASTD for the basic nozzle, accessories must be ordered separately from the following list.

EKG plastic coated Stainless Steel bonding wire and Brass clip/plug.

1.2m long, 160EKG1200.

2.0m long, 160EKG2000.

SG1" Inlet Sight Glass, threaded 1" BSPP male by 1" BSPP female, 1600000SG1.

ES239.1 100 mesh Stainless Steel strainer, for use with inlet sight glass, 160ES239.1.

ZVA25. How To Order.

Quote part number 1600ZVA25.41 for the basic nozzle with spout, accessories must be ordered separately from the following list.

GKG Dust Cap with spring loaded keep chain, 16000GKG25.

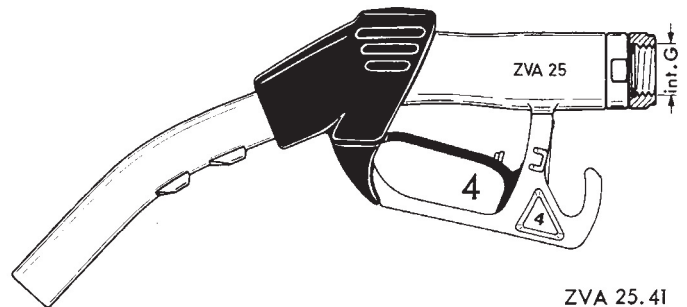
EKG plastic coated Stainless Steel bonding wire and Brass clip/plug.

1.2m long, 160EKG1200.

2.0m long, 160EKG2000.

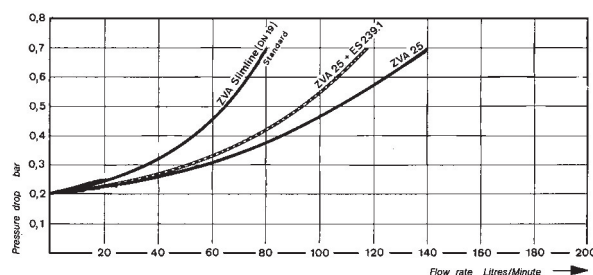
SG1" Inlet Sight Glass, threaded 1" BSPP male by 1" BSPP female, 1600000SG1.

ES239.1 100 mesh Stainless Steel strainer, for use with inlet sight glass, 160ES239.1.



ZVA 25.41

ZVA Slimline/ZVA25 Pressure Loss.



ZVA Slimline/ZVA25 Accessories.

